



JP AUSTRALIA WINDSURF

Season 2020





ENJOY EVERY JOURNEY

enjoy freedom

PERFECT BOARDS FOR ALL CONDITIONS

from wave to flatwater

WAVE SLATE

79 l / 87 l / 96 l

The 'shorty' excels in small waves because it fits into those tight wave pockets. Early planing, fast and powerful it makes sessions in mediocre wave conditions very exciting and vivacious! Great fun in up to logo high waves. » PAGE 08

ULTIMATE WAVE

69 l / 75 l / 83 l / 88 l / 94 l / 102 l

Shining in side-on to side-offshore conditions, it's a proven winner of down-the-line wave competitions e.g. Aloha Classic and IWT events. Grip and rail bite ensure fast carving turns on anything from medium to XXL waves. » PAGE 06

MAGIC RIDE

99 l / 109 l / 119 l / 129 l / 139 l / 149 l / 159 l

This all-new manoeuvre-oriented freeride board is the new epitome of freeriding: Improved smoothness, forgiveness, control and overall ease have upped the performance in all conditions and riding fun. And gybing is simply MAGIC! » PAGE 22

FREESTYLE WAVE

79 l / 86 l / 94 l / 103 l / 113 l

The ATVs of windsurfing: Medium to high wind freeride boards. For long, mushy waves in onshore, side and off-shore conditions. Perfect for bump & jump fun and freestyle action. You won't go wrong with these true all-water all-rounders! » PAGE 12

FREESTYLE

85 l / 92 l / 101 l / 105 l

Designed for aerial manoeuvres: These proven designs plane early, accelerate quickly and are fast - great fun for the advanced rider and freestyle novice. Excessive amounts of 'pop' helped our team riders to win many a competition. » PAGE 16

SUPER RIDE

92 l / 102 l / 116 l / 124 l / 132 l / 146 l

Positioned right in the centre of the freeride segment, this sporty board sits well balanced between the Magic Ride and Super Sport: faster than the one and easier than the other. A true all-rounder for nearly every freeride sailor. » PAGE 28

SUPER LIGHTWIND

165 l

When the wind is light, size matters! This performance-oriented freerider does the job: wide, voluminous and equipped with a big fin it planes with the very first of white caps and with every puff it accelerates impressively. » PAGE 40

SUPER SPORT

111 l / 122 l / 133 l

This all-new free-race board line outshines its predecessors in both, ease and speed. Most noticeable is the gain in smoothness, comfort and control which come paired with higher speed and smoother race-gybing. Speed and efficiency! » PAGE 34

HYDRO FOIL

105 l / 120 l / 135 l / 150 l

Slalom / Course Racing

Easy-going freeride foilboards which are also fast and competitive. The smaller sizes fit smaller sails giving a more agile flight. The wider the boards, the bigger the capacity to carry big sails and foils for light wind performance. » PAGE 46

FREE FOIL

115 l / 130 l

Ideal for all types of freeride foiling: cruising, riding strapless, wave foiling, wing surfing or even freestyle. This board can do it all, and can do it all really well! » PAGE 44



Since JP-AUSTRALIA was founded in 1997, our aspiration has always been the same. We strive to deliver the highest quality, most innovative and competitive boards on the planet. To achieve this goal, we trust on the extensive experience of our team of shapers, product designers and athletes. The JP athletes' team and our shaper, Werner Gnigler, claimed numerous event victories and collected countless trophies. But as much as we aim to make our boards competitive for our teamriders, we care about making them the perfect boards for any windsurfer. Proven by innumerable test winning and awarded products throughout the last 25 years.

Our Ultimate Wave recently just won another Aloha Classic Title, meanwhile it continues to be the board of choice for a vast number of dedicated wave riders around the globe.

In 2020, we have further improved our Magic Ride and Super Sport shapes, bringing their controllability and speed to a whole new level.

The triumph of Hydro foiling remains unstopped and we are proud to remain the driving force behind new developments in this field. As the only brand on the market, JP-Australia offers a foil approved power box for certain board ranges. This will hugely increase their range of use and will make foiling accessible for a wider range of users.

Besides all this technical know-how, our most important asset remains our passion for the sport. All our products are created due to the enthusiasm of our team and the motivation to share the fascination with you. No matter at what level you ride, whether you are a worldcup rider or an absolute beginner – go out, go on the water – enjoy our 2020 range and share the stoke.

PUSH BOUNDARIES



UNMATCHED WAVE PERFORMANCE

The Ultimate Wave will stun dedicated wave sailors around the globe. You will feel at home at every wave spot in any given conditions. The board carves fast, turns smoothly and maintains speed anywhere from huge down-the-line waves to mushy onshore rollers. It responds instantly to rider input and changes from rail to rail comfortably and extremely quickly. The grip and rail bite will give you the confidence to push your personal limits when carving turns on anything from medium to XXL waves. It will reward progressive sailing with turns that you used to dream of. This is the ultimate wave board!

After 4 years of development, the Ultimate Wave was introduced to the JP range last year as a successor to the popular Radical Thruster Quad and Thruster Quad. Its speed, early planing and maneuverability made it more than just a worthy replacement. For 2020, the general shape of the board remains unchanged, but several new features make JP's all-star performance wave board even more comfortable to use. Double foot-strap holes come at the request of many of our customers and pro riders and completely eliminate any chance of the straps twisting. The foot straps feature measurement markings to allow you to quickly set up your board to your perfect foot strap size. The new, thicker deck-pad increases comfort and cushions the landing of big jumps and aerials. The result is an even more fine-tuned and brilliant wave board which feels at home in side-onshore, side-shore and down the line conditions.

The success of the shape comes from the outline and bottom shape concept. The bottom features a flat V in the front, which transforms into a double concave in the middle, then into a deep single concave under the foot straps and tapers off with a gentle V right at the tail. This creates a flat scoop rocker line in the middle but keeps the curved one on the rail. The flat centre line delivers speed and planing power. A thin rail shape throughout the board in combination with a soft tuck line makes the boards slice through the wave face providing the grip and rail bite everybody is looking for.



PRO EDITION

	PRO 69	PRO 75
VOLUME	69 l	75 l
TECHNOLOGY	PRO	PRO
WEIGHT (+/- 6%)	5,7 kg	5,9 kg
LENGTH x WIDTH	220 x 53 cm	220 x 55 cm
BOX	3x Slot Box + 2x Mini Tuttlebox	3x Slot Box + 2x Mini Tuttlebox
FIN	2x MW 13.0 + 2x SW 10	2x MW 13.5 + 2x SW 10

	PRO 83	PRO 88
VOLUME	83 l	88 l
TECHNOLOGY	PRO	PRO
WEIGHT	6,1 kg	6,3 kg
LENGTH x WIDTH	226 x 56,5 cm	227 x 58 cm
BOX	3x Slot Box + 2x Mini Tuttlebox	3x Slot Box + 2x Mini Tuttlebox
FIN	2x MW 14.5 + 2x SW 10	2x MW 14.5 + 2x SW 10

	PRO 94	PRO 102
VOLUME	94 l	102 l
TECHNOLOGY	PRO	PRO
WEIGHT	6,4 kg	6,6 kg
LENGTH x WIDTH	228 x 60 cm	229 x 62 cm
BOX	3x Slot Box + 2x Mini Tuttlebox	3x Slot Box + 2x Mini Tuttlebox
FIN	2x MW 15.5 + 2x SW 10	2x MW 16.5 + 2x SW 10

MW = Multi Wave (RTM Carbon) | SW = Side Wave

BEST WAVE ALL-ROUNDER

Since it's inception, the Wave Slate has been a ground-breaking wave board in small to medium surf. Its compact shape and parallel outline combined with the single to double concave bottom shape allows for a new level of early planing and speed on the wave. Agile, fast and reliable, the Wave Slate has everything you need to make even the most mediocre sessions exciting and enjoyable. Don't think that the amazing speed and early planing will take anything away from its performance in real wave conditions though. These boards are also excellent in down-the-line conditions and very much hold their own when the surf starts getting bigger. The parallel outline is the foundation of this board concept. It reduces drag and increases lift, resulting in more speed and early planing. Together with the efficient volume distribution, the parallel outline enhances stability allowing these boards to be shorter than before without feeling wobbly and difficult to sail.

The reduced length allows for tighter turns and makes the board feel small and compact in the air, the swing weight is centred, speeding up rotations and change of direction. Additionally, shorter boards fit better into steep sections or smaller waves with less risk of nose-diving in the critical section. The second generation of our Wave Slates features a bottom concept which is widely used in surf boards and combines two totally different rocker lines: On the one hand the relatively flat rocker along the centre-line supports early planing and overall performance along with a great deal of control. On the other hand, the strong V and narrow outline at the nose and tail create more curve at the rail which takes over once you initiate a turn. This combination results in a very surf-oriented feeling on the wave while still giving you all the performance of a modern windsurf board. At the front of the board the narrow nose, pronounced V in the bottom and additional rocker keep the shoulders high and dry, resulting in a safe feeling during turns, on the wave face and when lining up jumps. Between the footstraps the deep single concave channels and accelerates the water to provide additional lift for early planing and speed.

At the tail the flat V creates a great water release and in combination with the slim outline enhances versatility on the wave and the ability to carve super tight.



PRO EDITION



	PRO 79	PRO 87	PRO 96
VOLUME	79 l	87 l	96 l
TECHNOLOGY	PRO	PRO	PRO
WEIGHT (+/- 6%)	6,0 kg	6,3 kg	6,5 kg
LENGTH x WIDTH	215 x 55 cm	219 x 57 cm	219 x 59 cm
BOX	3x Slot Box + 2x Mini Tuttlebox	3x Slot Box + 2x Mini Tuttlebox	3x Slot Box + 2x Mini Tuttlebox
FIN	1x Wave 18* + 2x SW 10**	1x Wave 19* + 2x SW 10**	1x Wave 20* + 2x SW 10**

* Wave (RTM Carbon) | ** SW = Side Wave



WAVE
SLATE

**JP
WAVE-TEAM**

**ROBBY
SWIFT**
K-89

**MORGAN
NOIREAUX**
HI-101

**LEON
JAMAER**
G-208

**ANTOINE
MARTIN**
F-193

**JAKE
SCHETTEWI**
USA-25

**JASON
POLAKOW**
KA-1111



FREESTYLE WAVE

The compact versions of JP's bestsellers have the potential to fulfill every windsurfer's dreams as they unite the virtues of a classic medium to high wind all-rounder with the advantages of the compact, versatile Slate. JP's fastest, liveliest and most maneuverable all-water toys ever. They accelerate in the flats, fly over chop and carve into wave faces. No matter the conditions, you'll simply have the best time on the water – easy!

79

86

94

103

113



FREESTYLE WAVE PRO



FREESTYLE WAVE FWS



COMPACT ALL-IN-ONE

It has been said before and has to be pointed out again: The Freestyle Wave concept is the ideal option for 99% of coastal-sailing recreational windsurfers. If you are not sure which board line would suit you best, then you don't need to look any further. The Freestyle wave offers so many tuning options that it can be set up perfectly for any given day, no matter what the conditions. It's an ideal all-round high wind board for both, blasting and bump&jump sailing. It also shines as a powerful, all-round wave board for lighter winds, heavier sailors or difficult conditions and then is great fun especially for huge jumps and fast carves in side to side onshore conditions. The direct feel derives from the reduced swing weight of the short, compact shape. The outline is parallel in the mid-section which offers a long straight area for early planing and stability. The tail is relatively narrow to maintain control on fast runs over choppy water. The FSW is agile, quick to respond and its rails bite hard into small waves without getting stuck. The domed deck grants a comfortable stance for all foot strap positions. The deck shape also provides perfect board control and excellent responsiveness. Offering all the traditional Freestyle Wave virtues in a compact package that is agile and even more fun on the water. They are fast, super comfortable and give you the confidence to push to the board's limits. Suited for freestyle small waves and bump and jump blasting, they love to carve fast, drawn-out turns in all waters, flatwater, chop and waves. They cover it all and are simply the best JP Freestyle Waves – ever!

NEW: The FWSs still come with a single Powerbox fin but now also feature Mini Tuttle boxes, so the boards can be tuned with a thruster fin set. The PRO boards come with thruster fins (and a 2cm shorter main Powerbox fin than the FWS models). Covers for the sidefin boxes included. Thanks to this multi-fin setup, all these exceptional toys offer the full potential for fine-tuning and thus increase the fun and the performance over a wider range of use.



	PRO 79	PRO & FWS 86	PRO & FWS 94	PRO & FWS 103	PRO & FWS 113
VOLUME	79 l	86 l	94 l	103 l	113 l
TECHNOLOGY	PRO	PRO & FWS	PRO & FWS	PRO & FWS	PRO & FWS
WEIGHT (+/- 6%)	PRO 5,8 kg	PRO 6,1 kg FWS 6,3 kg	PRO 6,5 kg FWS 6,7 kg	PRO 6,7 kg FWS 6,9 kg	PRO 7,3 kg FWS 7,5 kg
LENGTH x WIDTH	225 x 57 cm	229 x 59 cm	230 x 61 cm	230 x 63 cm	231 x 65 cm
BOX	Powerbox + 2x Mini Tuttlebox	Powerbox + 2x Mini Tuttlebox	Powerbox + 2x Mini Tuttlebox	Powerbox + 2x Mini Tuttlebox	Powerbox + 2x Mini Tuttlebox
FIN	PRO: FSW 21 G10 + 2x SW 10 RTM	PRO: FSW 23 G10 + 2x SW 10 RTM FWS: FSW 25	PRO: FSW 25 G10 + 2x SW 10 RTM FWS: FSW 27	PRO: FSW 27 G10 + 2x SW 10 RTM FWS: FSW 29	PRO: FSW 29 G10 + 2x SW 10 RTM FWS: FSW 31



FREESTYLE WAVE



STYLE
MASTER

Our JP freestyle team had a great start to the 2019 PWA season with Julien Mas beating the 2018 World Champion and Amado Vrieswijk taking the first event title of the year in impressive style. This reflects the efficiency of the boards: Impressive, high scoring moves require fast rotations. Therefore, all the swing weight is centred close to the mast base and turning point of the board. Due to the compact setup the riders stand close to the rig in a very comfortable stance. This is very important not only for big moves but also for sailing in regular stance or when going switch. Our riders love the board's high water position and looser ride. The V-flow in the bottom creates enormous lift underfoot and offers high top speed and instant pop. They are stable wide platforms to cover the biggest possible range. The centred volume distribution is the basis of all our Freestyle boards. The outline is deliberately parallel in the mid-section to maximize the planing surface. The round outline towards the tail improves manoeuvrability and provides unmatched pop not just for your first jump but also for your following air moves performed during combination manoeuvres.

The sharp tuck line running from the tail to the mast area increases grip and drive allowing you to reach maximum speed instantly. Towards the nose a super soft tuck line offers an easy transition from aerial manoeuvres into sliding tricks by stopping the rail from catching. Ready for foil action! The big news this season is that the boards now come with a reinforced Foil-Powerbox! So if you were inspired by all the crazy foil-freestyle action on social media, or you just fancy cruising around on the foil while the wind picks up enough to freestyle with a normal fin, you can now go wild with the 2020 Freestyle boards!

These compact Freestyle boards accelerate superbly for powerful jumps. The reduced length of the shapes enhances handling in all moves and speeds up all rotations. The lively and direct feel inspires confidence so that amateurs and pros alike will pull-off more moves in greater style.



PRO EDITION

	PRO 85	PRO 92	PRO 101	PRO 105
VOLUME	85 l	92 l	101 l	105 l
TECHNOLOGY	PRO	PRO	PRO	PRO
WEIGHT (+/- 6%)	6,1 kg	6,3 kg	6,6 kg	6,7 kg
LENGTH x WIDTH	220 x 60,5 cm	220 x 62 cm	220 x 64 cm	221 x 65 cm
BOX	Foil-Powerbox	Foil-Powerbox	Foil-Powerbox	Foil-Powerbox
FIN	Freestyle 17 G10	Freestyle 18 G10	Freestyle 19.5 G10	Freestyle 21.5 G10

FREESTYLE



THE JOY OF DISCOVERY



There are always rumours of spots with more wind, nicer waves, cleaner waters, beautiful beaches and scenic views. They will stay rumours until you find out yourself. Explore! Pack your gear and go! Head to the rough elements of the North, look for beautiful turquoise beaches or a tropical paradise. Try to find new spots in known venues or even in your home waters. Most of the time, every effort is rewarded and you may be blessed with companionship and beautiful sunsets or you may even catch „that special wave“ ...

EASY
MANOEUVRE
MAGIC RIDE

109 l - 241 x 70 cm - 36 cm



SPORTIVE
ALL-ROUND
SUPER RIDE

116 l - 234 x 68 cm - 38 cm



RACY
PERFORMANCE
SUPER SPORT

111 l - 234 x 70 cm - 40 cm



FEATURES


BOARD TYPE

INTERMEDIATE
FREERIDE
FREERACE



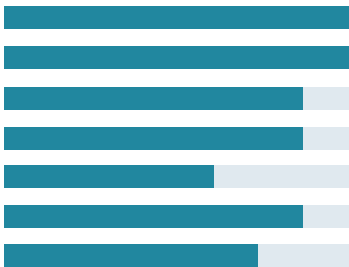
GYBING

EASY GYBE
POWER GYBE
CARVING GYBE
RACE GYBE



CHARACTERISTICS

PASSIVE EARLY PLANING
NON PLANING STABILITY
PLANING THROUGH LULL
TOP SPEED
UPWIND PERFORMANCE
CONTROL IN CHOPPY CONDITIONS
CONTROL IN OVERPOWERED
CONDITIONS



FOIL

EASY FOILING
PERFORMANCE FOILING



RECOMMENDED NEILPRYDE
SAILS & FOILS

Sails: Atlas, Ryde, Speedster
Foil: Glide Wind (S, M, M HD)
Flight AL, Flight AL Carbon

Sails: Ryde, Speedster, V8
Foil: Glide Wind (S, M, M HD)
Flight AL, Flight AL Carbon
Flight F4 Evo

Sails: Speedster, V8, Flight,
EVO XI, RS:Flight
Foil: Glide Wind (S, M, M HD)
Flight AL, Flight AL Carbon
Flight F4 Evo



MAGIC RIDE

Since its dawn this line featured a magic combination of ease, stability and good performance. The second generation featured more life and agility. Now, the all-new 3rd generation is here! The shape adjustments make it significantly easier to control at speed and through the chop. Consequently, these boards ride smoother and gybe more easily and willingly into and through turns. On the water the boards surprise you with a sporty and energetic character which is incredibly easy to handle. The improved magic of these boards pushes the performance and fun factor to the next level.



99

109

119

129

139

149

159



MAGIC RIDE **PRO**



MAGIC RIDE **FWS**



MAGIC RIDE **ES**



MAGIC RIDE **FAMILY**



IMPROVED
MAGIC



You will be stunned by the light and easy handling when blasting along. The true freerider: What is astonishing about the new board line is its ease and smoothness. You'll step on it and everything will happen naturally and predictably. The feel is "familiar" – like putting on an old pair of shoes: It just fits! Relaxed and confident you'll achieve more speed now than on ordinary freeride boards before. Despite these easy-riding characteristics, performance and agility are not compromised. The hull feels quick, lively and responsive. Planing readily, it provides traction which inspires you to push your fun and adrenaline and lets the board fly on its fin - in control!

Master of the turn: It feels effortless and refined even in challenging sea states. Still featuring the respected "autopilot qualities", the MR requires little input from the rider and its forgiveness will pamper the intermediate rider and up his success rate of gybes. At the same time its rail bite will encourage the more advanced rider to push harder and corner with full dedication: Tighter and tighter turns, classic freestyle like duck gybes and carving 360s will be the name of the game. It's never been easier to enter the turn at speed, plane through or to learn and to master any kind of gybe.

- SHAPE DETAILS:**
- » Still based on a thin and wide platform with adjusted proportions.
 - » Slightly narrower at the centre and longer -> the stretched-out waterline makes early planing easier and lifts the board effortlessly onto the plane. It provides the rider more directional stability at speed and more upwind power
 - » even volume distribution keeps the centre of gravity close to the mast base
 - » wider nose makes it a more stable platform when non-planing.
 - » new and wider tail outline -> offers great release, reduces drag and improves high wind control.
 - » smooth deck shape guarantees a comfortable stance in every foot strap option and makes it easier getting in and out of the straps
 - » increased V-flow underneath for a more comfortable ride, improved gybing and an exciting lively feel
 - » easy entering into the straps
 - » good leverage to load up the fin



MAGIC
RIDE

	PRO & FWS 99	PRO & FWS 109	PRO & FWS 119	PRO & FWS 129	PRO & FWS 139	PRO & FWS 149	FWS 159
VOLUME	99 l	109 l	119 l	129 l	139 l	149 l	159 l
TECHNOLOGY	PRO + FWS	PRO + FWS	PRO + FWS	PRO + FWS	PRO + FWS	PRO + FWS	FWS
WEIGHT (+/- 6%)	PRO 6,4 kg FWS 6,6 kg	PRO 7,1 kg FWS 7,3 kg	PRO 7,5 kg FWS 7,8 kg	PRO 7,7 kg FWS 8,1 kg	PRO 8,1 kg FWS 8,5 kg	PRO 8,3 kg FWS 8,8 kg	FWS 9,6 kg
LENGTH x WIDTH	239 x 66 cm	241 x 70 cm	241 x 74 cm	244 x 77 cm	249 x 80 cm	251 x 83 cm	255 x 83,5 cm
BOX	Foil-Powerbox Powerbox	Foil-Powerbox Powerbox	Foil-Powerbox Powerbox	Foil-Powerbox Powerbox	Foil-Powerbox Powerbox	Foil-Powerbox Powerbox	Powerbox
FIN	PRO: Ride 32 G10 FWS: Ride 32	PRO: Ride 36 G10 FWS: Ride 36	PRO: Ride 38 G10 FWS: Ride 38	PRO: Ride 40 G10 FWS: Ride 40	PRO: Ride 44 G10 FWS: Ride 44	PRO: Ride 48 G10 FWS: Ride 48	FWS: Ride 52



IMPROVED MAGIC

MR 159: Longer than the other sizes, it is stable and accessible and thus the perfect board for anyone stepping down from a beginner board with daggerboard. It is specially tuned for easy, early planing! Experiencing the planing sensation and getting hooked on the feeling happens naturally.

MR Family: The two models come with multiple footstrap positions for beginners and advanced windsurfers, a center fin and the full deck has an EVA Pad making them great boards for the whole family.

A new epitome of freeriding: A state of the art synergy between easy handling and performance. This manoeuvre-oriented freeride board upped its overall ease and performance in all conditions. The ease, smoothness, forgiveness and control enable new performance levels and improve everyone's riding fun. If it's about freeriding, then here is the MAGIC!



FAMILY

EPOXY SANDWICH

	ES 109	ES 119	ES 129	ES & Family 139
VOLUME	109 l	119 l	129 l	139 l
TECHNOLOGY	ES	ES	ES	ES + Family
WEIGHT	ES 8,3 kg	ES 8,6 kg	ES 9,1 kg	ES 9,5 kg FAM. 10,0 kg
LENGTH x WIDTH	241 x 70 cm	241 x 74 cm	244 x 77 cm	249 x 80 cm
BOX	Powerbox	Powerbox	Powerbox	Powerbox
FIN	ES: Ride 36	ES: Ride 38	ES: Ride 40	ES: Ride 44 FAM: Fun 34 + Ride 44

	ES & Family 149	ES 159
VOLUME	149 l	159 l
TECHNOLOGY	ES + Family	ES
WEIGHT	ES 9,8 kg FAM. 10,4 kg	ES 10,7 kg
LENGTH x WIDTH	251 x 83 cm	255 x 83,5 cm
BOX	Powerbox	Powerbox
FIN	ES: Ride 48 FAM: Fun 34 + Ride 48	ES: Ride 52



MAGIC RIDE





SUPER RIDE

These boards sit right between the manoeuvrable Magic Ride and racy Super Sport. They jump on the plane early, are capable of serious top speeds and at the same time feel extremely comfortable and easy to ride. Control is never an issue – even when fully powered up. Smooth – that’s how they carve into turns and which makes them great for wide and tight gybes alike.

92

102

116

124

132

146



SUPER RIDE GOLD



SUPER RIDE PRO



SUPER RIDE FWS



SUPER RIDE ES





SPORTY
FREERIDE

For this concept we picked the best features of all our board lines to come up with a true all-rounder. We took the bottom curve and V flow from our performance boards resulting in excellent early planing, explosive acceleration and incredible top speed. This makes them slightly sportier than the new Magic Rides. In fact, riders who are not as advanced will be faster with the Super Rides than with the performance oriented Super Sports, because it is effortless to sail fast with the Super Rides. A trade mark of these shapes is that they reach incredible pace even in moderate winds. The high water position lets the boards fly over chop. Even big chop won't bother you or slow you down.

Their rounded outline derives from the Magic Rides. The narrow tail creates additional outline curve. Your success rate of making all kinds of gybes, and the fact that you will plane out of them, will leave you and your sailing buddies speechless.



GOLD EDITION

PRO EDITION

	<div>NEW SHAPE PRO 92 L</div>					
	PRO 92	PRO 102	PRO & GOLD 116	PRO & GOLD 124	PRO & GOLD 132	PRO 146
VOLUME	92 l	102 l	116 l	124 l	132 l	146 l
TECHNOLOGY	PRO	PRO	PRO + GOLD	PRO + GOLD	PRO + GOLD	PRO
WEIGHT (+/- 6%)	6,1 kg	6,7 kg	PRO 7,2 kg GOLD 6,5 kg	PRO 7,5 kg GOLD 6,7 kg	PRO 7,6 kg GOLD 7,0 kg	8,3 kg
LENGTH x WIDTH	232 x 58 cm	232 x 63 cm	234 x 68 cm	235 x 70,5 cm	235 x 73 cm	240 x 78 cm
BOX	Foil-Tuttlebox	Foil-Tuttlebox	Foil-Tuttlebox	Foil-Tuttlebox	Foil-Tuttlebox	Foil-Tuttlebox
FIN	Ride 32 G10	Ride 34 G10	Ride 38 G10	Ride 40 G10	Ride 42 G10	Ride 46 G10





SPORTY FREERIDE

They are compact and relatively short overall and not too wide in the midsection. The centre of gravity is close to the mast base, which reduces swing weight, provides an incredibly smooth ride and gives you a lot of control. The parallel outline delivers stability when not planing. All this makes it a real pleasure to ride in all conditions. The smoothly domed deck shape guarantees a comfortable stance and makes it easy to get into the footstraps, no matter whether you chose the inboard or outboard option. All strap options provide good leverage to load up the fin and accelerate. Positioned right in the centre of the freeride class, the Super Rides are simply great all-round boards for every rider!




FULL WOOD
SANDWICH

EPOXY
SANDWICH

	<div>NEW SHAPE PRO 92 L</div> FWS 92	FWS 102	FWS & ES 116	FWS & ES 124	FWS & ES 132	FWS 146
VOLUME	92 l	102 l	116 l	124 l	132 l	146 l
TECHNOLOGY	PRO	PRO	PRO + ES	PRO + ES	PRO + ES	PRO
WEIGHT (+/- 6%)	6,4 kg	7,0 kg	FWS 7,5 kg ES 8,3 kg (+/- 8%)	FWS 7,8 kg ES 8,7 kg (+/- 8%)	FWS 7,9 kg ES 8,9 kg (+/- 8%)	8,8 kg
LENGTH x WIDTH	232 x 58 cm	232 x 63 cm	234 x 68 cm	235 x 70,5 cm	235 x 73 cm	240 x 78 cm
BOX	Foil-Tuttlebox	Foil-Tuttlebox	Foil-Tuttlebox	Foil-Tuttlebox	Foil-Tuttlebox	Foil-Tuttlebox
FIN	Ride 32	Ride 34	Ride 38	Ride 40	Ride 42	Ride 46

SUPER RIDE





SUPER SPORT



FASTEST CRUISING SPEED

Sticking to their proven formula of offering easy handling at incredible speed, these all-new free-race shapes are now more comfortable and easier to sail than ever. They release early, accelerate incredibly fast and fly freely over flatwater and chop alike. The comfortable stance will give you the confidence to push the boards and go as fast as possible. Due to their increased control they have the potential to offer higher top speeds than World Cup Slalom boards for the recreational sailor. It is now much easier to rail-up and carve powerful and dynamic gybes. Overall, they are faster and more fun!

The shapes are based on the slalom board concept but tuned to suit the demand and physical strength of performance-oriented recreational windsurfers. As such, these totally new Super Sports feature several elements of our Slalom line:

Footstrap plugs are available in inboard positions for all-round sailing and outboard for increased performance. They come with JP's Foil box, the reinforced Deep Tuttle version. This, combined with the wide parallel outline, makes these Super Sports excellent foil boards.

Overall, all these new shape features help to put the already great planing performance of the Super Sport one little notch higher. But the most noticeable improvement is the smoothness of the ride, their comfort and ease. Consequently, the boards can be set to high speed mode a lot easier and maintain this level with little effort. Also the thin rails and lower tail volume make initiating gybes at this high speed much smoother.

These new free-race designs feature JP's best balance between easy sailing and speed!



GOLD EDITION

PRO EDITION

	PRO 111	PRO & GOLD 122	PRO 133
VOLUME	111 l	122 l	133 l
TECHNOLOGY	PRO	PRO + GOLD	PRO
WEIGHT (+/- 6%)	6,9 kg	PRO 7,5 kg GOLD 6,9 kg	7,9 kg
LENGTH x WIDTH	234 x 70 cm	234 x 76 cm	234 x 82 cm
BOX	Foil-Tuttlebox	Foil-Tuttlebox	Foil-Tuttlebox
FIN	Slalom 40 G10	Slalom 44 G10	Slalom 48 G10

SHAPE & PRODUCTION

Fins boxes



SIDE FIN BOXES

DETAILS:

- » Option to use a thruster fin setup (now also for the Freestyle Wave FWS)

SLOTBOX WITH SCALE

DETAILS:

- » Scale to position the fin
- » trimming made easy

[Ultimate Wave and Wave Slate]



APPROVED
FOR FOILING

APPROVED
FOR FOILING

FOIL APPROVED FIN BOXES

DETAILS:

- » For the first HydroFoil Boards, JP invented the specially reinforced boxes for foils with Deep Tuttlebox bases three years ago: Foil-Tuttlebox
- Now, the Freestyle and Magic Ride PRO also feature a reinforced Foil-Powerbox! (Ø 8mm bolt hole to avoid drilling for the NP Powerbox foil adapter)

SHAPE & PRODUCTION

Foodstraps & rail construction

CARBON INNEGRA

DETAILS:

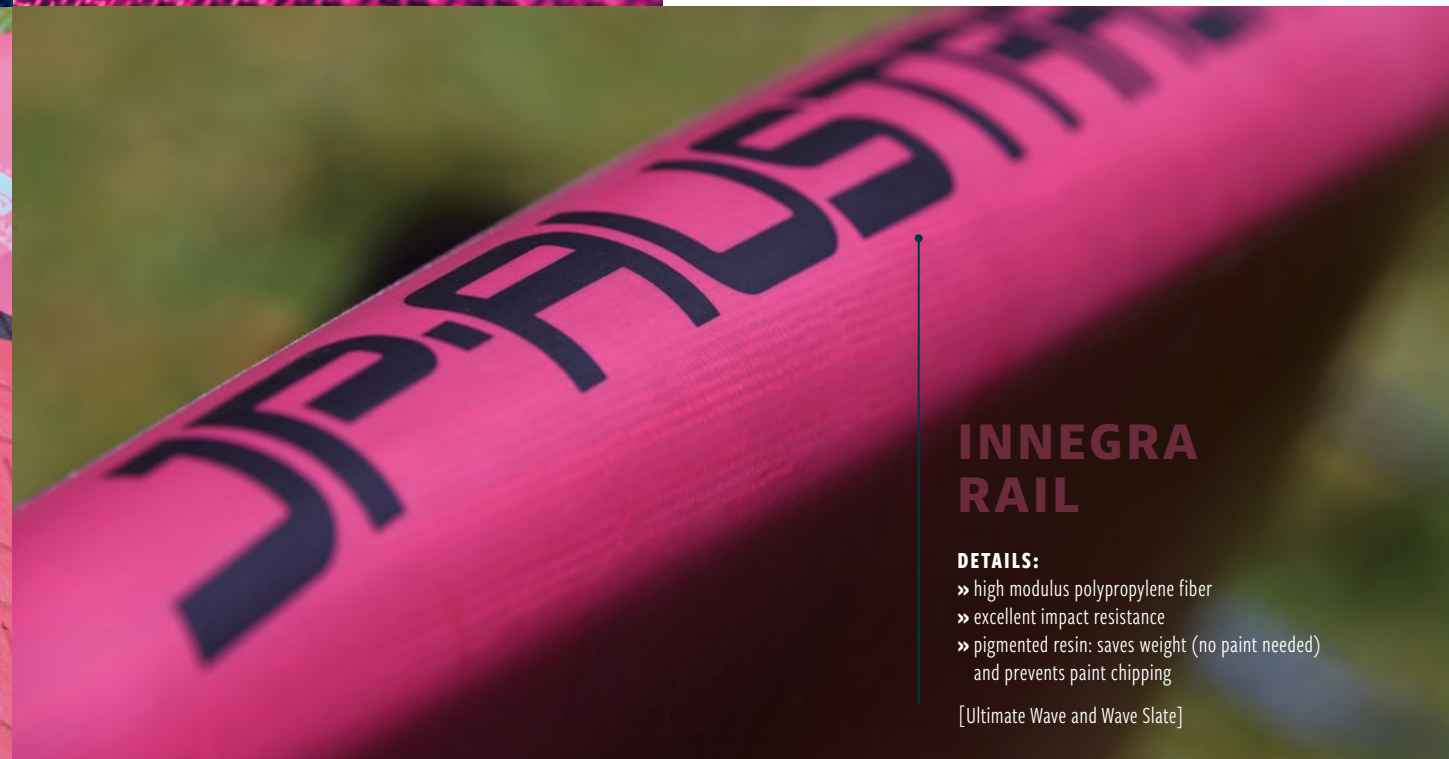
- » High-end hybrid fabric with incredible strength-to-weight ratio
- » Excellent stiffness and impact resistance
- » Pigmented resin: saves weight and prevents paint chipping



NEW FOOTSTRAP

DETAILS:

- » Scale for easy and quick adjustment to the foot size for all straps and on every board
- » Black color to prevent dirty looking straps and prevents paint chipping




INNEGRA RAIL

DETAILS:

- » high modulus polypropylene fiber
- » excellent impact resistance
- » pigmented resin: saves weight (no paint needed) and prevents paint chipping

[Ultimate Wave and Wave Slate]

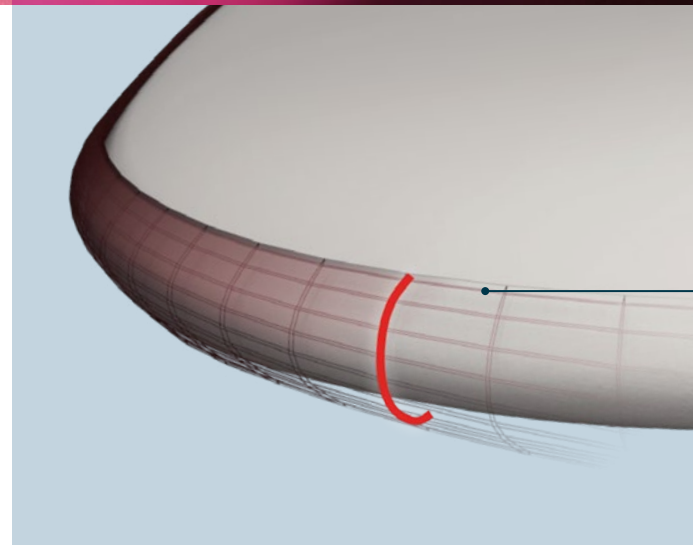


DOUBLE FOOTSTRAP PLUGS

DETAILS:

- » 4 screws per strap for safety and a perfect connection between rider and board
- » 100% anti-twist

[Ultimate Wave, Wave Slate, Freestyle und Slalom]



PARABOLIC RAIL CONSTRUCTION

DETAILS:

- » works as stringer and reinforcement along the rail
- » less flex during a turn
- » quicker response to foot pressure



NO WIND FORCE

It gets going in almost no wind, reaches top speed immediately and is comfortable, smooth and easy to sail for a high performance freeride board of this size. It planes super early and is really fast! The cut-outs and bottom shape create the light feel of a much smaller board and a lively, thrilling ride. You have to try it to believe how much fun you can have in almost no wind.

It feels compact due to its short length and is equipped with a wide nose and a parallel outline through the mid section giving it the maximum planing surface. Double concaves in the bottom under the straps create maximum lift and acceleration. The long, flat waterline helps to push the board onto the plane. The efficient bottom shape provides a lively and electrifying riding sensation.

The cut-outs create basically two outlines for the board. The wide one in the deck gives you a very powerful stance and you can push your board to maximum speed. The narrow one in the bottom reduces the wetted surface area and the enormous amount of pressure produced by modern fins can release easily. Therefore, the board feels stable and forgiving even on fast downwind runs. The smooth and controlled ride encourages the rider to push for unlimited speed. The cut-outs also create thin rails which makes it easy to rail up the board at high speeds and carve through the gybe.

The concave deck lowers the mast base and reduces the swing weight in the nose area. It also allows the rider to keep the rig more upright, which creates more down force to keep the board nicely trimmed on all courses. The deck shape delivers great comfort and the advanced rider will find the outboard footstraps suitable while the intermediate rider will enjoy the more inboard strap position.



GOLD EDITION

PRO EDITION



GOLD & PRO & FWS 165

VOLUME	165 l
TECHNOLOGY	GOLD + PRO + FWS
WEIGHT (+/- 6%)	GOLD 8,6 kg PRO 9,0 kg FWS 9,5 kg
LENGTH x WIDTH	235 x 92 cm
BOX	Foil-Tuttlebox
FIN	Super Lightwind 56 Carbon





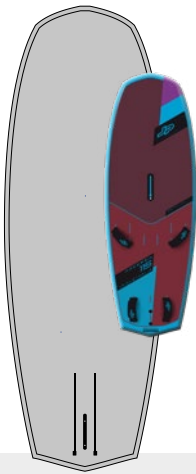










FULL WOOD SANDWICH




WIND FOIL GUIDE


presented by
JP Australia and Neilpryde




SPORTIVE FREERIDE		COMPACT FREERIDE		FREEMOVE WINDSURF		PERFORMANCE WINDSURF		SUP/WINDSURF FOIL		SUP FOIL	
100% FOIL BOARD DEEP TUTTLEBOX		100% FOIL BOARD 2x LONG TRACK BOX & TUTTLEBOX		FOIL OPTION POWERBOX		FOIL OPTION TUTTLEBOX		WINDSURF FOIL OPTION 2x LONG TRACK BOX		100% FOIL BOARD 2x LONG TRACK BOX	
											
HYDRO FOIL		FREE FOIL		FREESTYLE MAGIC RIDE SUPER RIDE		SUPER LIGHTWIND SUPER SPORT SLALOM		JP FOIL SLATE		JP FOIL	
5.5 - 8.5 m ²		4.5 - 6.5 m ²		4.5 - 6.5 m ²		5.5 - 8.5 m ²		4.5 - 6.5 m ²		4.5 - 6.5 m ²	
FOIL WINDSURF		FOIL WINDSURF		WINDSURF FOIL WINDSURF		WINDSURF FOIL WINDSURF		SUP, SUP SURF, SUP FOIL, WINDSURF, WING FOIL, FOIL WINDSURF		SUP FOIL FOIL WINDSURF	
FLIGHT F4 EVO FLIGHT AL		FLIGHT AL GLIDE WIND (S, M)		GLIDE WIND (S, M, M HD) FLIGHT AL		GLIDE WIND (S, M) FLIGHT AL FLIGHT F4 EVO		GLIDE WIND (S, M, L, XL) GLIDE SURF (L, XL) GLIDE SURF CARBON		GLIDE WIND (S, M, L, XL) GLIDE SURF (L, XL) GLIDE SURF CARBON	
											
Easy Foiling > Beginners		Easy Foiling > Beginners		Easy Foiling > Beginners		Easy Foiling > Beginners		Easy Foiling > Beginners		Easy Foiling > Beginners	
Performance Foiling > Advanced, Pros		Performance Foiling > Advanced, Pros		Performance Foiling > Advanced, Pros		Performance Foiling > Advanced, Pros		Performance Foiling > Advanced, Pros		Performance Foiling > Advanced, Pros	



FLIGHT F4 EVO



GLIDE WIND



FLIGHT AL

HOW DOES A FOIL WORK

FRONT WING
The bigger the area, the more lift (light wind)
Small and thin front wing for more speed (high wind)

MAST
Short mast - easy learning
Long mast - less touchdowns

MOUNT OPTION
Deep Tuttlebox
Powerbox
2x Long Track Box

TAIL WING
Down-Tilted -> Lift & Stability at lower Speed
Up-Tilted -> control & top speed

FUSELAGE
Long -> more stability
Short -> better manoeuvrability



A NEW & UNIQUE CONCEPT

The FreeFails are amazing all-rounders: Incredibly easy for beginners to just jump-on and get their first flights. Especially the bigger one with more volume will also pamper the needs of the foil novices. The boards are stable for easy uphauling, and at the same time are compact enough for the more advanced riders to use this board for whatever style suits them the best. With sufficient volume and plenty of float, these boards get you up and flying in the lightest breeze. Once airborne, the reduced swing weights offer a very stable ride without limitations, no matter if you want to blast along, ride waves or join the freestyle trend. The FreeFails may be a tad longer than other boards on the market but in return they offer a balanced flight and more handling ease.

Built to last: The Tuttle box and the plate mount fitting cover all needs. With the plate you can adjust the foil and tune exactly to your own specific foiling style - and the scale helps to find the right position.

The centre foot strap option with the huge adjustment range is an essential key feature and the base for control over both rails. This grants a safe feel and quick progress for the newcomers to foiling as they will stay balanced easily and prevents entry level riders from losing the stability in the air.

Experienced sailors will use the centre straps to take their freestyle know-how into the new world of foiling or will enjoy flying down the smooth swell faces, or even taking it into the waves.

The FreeFails also come with the common outboard 4 strap setup for regular foiling. They track extremely well up and down wind and allow a fast and efficient flight mode - ideal for all freeriders who want to use powerful foils and to sail fast.

The comfortable deck shape is also very user friendly for the strapless riders out there. It offers the most responsive feel, at the same time being as forgiving as it can get.

Suitable for all conditions and levels, they suit the whole windsurf foil community as target group.



PRO EDITION

EPOXY SANDWICH



VOLUME
TECHNOLOGY
WEIGHT (+/- 6%)
LENGTH x WIDTH
BOX
FIN


PRO & ES 115

115 l
PRO + ES
tba
204 x 70 cm
2 long track boxes & Foil-TB
-

PRO & ES 130

130 l
PRO + ES
tba
207 x 77 cm
2 long track boxes & Foil-TB
-

FREE FOIL



HYDRO FOIL

JP was one of the first leading windsurf brands to introduce specialised boards for foiling and offers a line of six dedicated foil boards in three different technologies. Popular since their introduction, the boards are perfect for all levels of foil windsurfers from first timers to competitive racers. The 105, 120 and 150 remain unchanged as fast, allround-freefoil boards, while the trailblazer of the HydroFoil board line, the 135 received an update making it more comfortable and easy. The two biggest models are constantly adjusted and renewed to stay in the lead at PWA and Formula Foil events.



- 105
- 120
- 135
- 150
- SL
- CR

HYDRO FOIL SLALOM

HYDRO FOIL COURSE RACING

HYDRO FOIL PRO

HYDRO FOIL FWS

HYDRO FOIL ES



FOIL FLYING

All of the HydroFoil shapes take into consideration the different riding position compared to windsurfing with a fin and also the aerodynamic behaviour of the boards. They are adjusted to make flying over water easy, accessible, fast and fun for everyone. And the key to this is the perfect balance, stability and great leverage towards the foil. For the leverage, the compact designs feature a wide tail and parallel outline which helps you to control, balance and work the lift of the foil. The shortness keeps the swing weights to a minimum.

The thin profile limits the drag once airborne and creates as little resistance as possible, which is very important when you are flying because strong gusts don't affect the stability. Your flight will be very stable and balanced. The steady nose rocker combined with a soft tuck line and bevels in the front make for a smooth and forgiving entry once the nose comes down on the water. This is essential, as many beginners tend to nosedive. The noses don't dig into the water but will bounce back off the water and you will keep flying.

The V-angled nose bevels clear the rail from touching the water when pushing down the windward rail - especially when sailing upwind. This way, the board can be tilted and more power applied to the foil for more acceleration and speed. The flat deck shape and the ideally positioned footstraps make for an upright stance to control the power of the foil. Volume and width help to lift the boards out of the water early.

The tail cut-outs reduce the volume in the tail. These cut outs also make it easier to get flying earlier by being able to push the wide tail down easily and 'pump the foil' during take-off.

Performance HydroFoil:
Reflecting a big further development, both new shapes are designed for maximum performance within their classes (slalom: PWA & IFCA, race: Formula). They became more voluminous - especially in tail - simply to transfer the increased power of today's bigger foils into higher speed. The outboard stance on the wide deck enables you to harness the energy from the biggest race sails and foils in order to transfer it into speed.

No compromise, just extremely fun boards to use!



PRO EDITION



SLALOM*



COURSE RACING*

HYDRO
FOIL

	PRO 105	PRO 120	PRO 135
VOLUME	105 l	120 l	135 l
TECHNOLOGY	PRO	PRO	PRO
WEIGHT (+/- 6%)	6,7 kg	7,3 kg	7,9 kg
LENGTH x WIDTH	204 x 70 cm	209 x 78 cm	214 x 85 cm
BOX	Foil-Tuttlebox	Foil-Tuttlebox	Foil-Tuttlebox
FIN	-	-	-



	PRO 150	Slalom*	Course Racing*
VOLUME	150 l	176 l	230 l
TECHNOLOGY	PRO	PRO	PRO
WEIGHT (+/- 6%)	8,4 kg	t.b.a.	t.b.a.
LENGTH x WIDTH	214 x 91 cm	215 x 91 cm	215 x 100 cm
BOX	Foil-Tuttlebox	Foil-Tuttlebox	Foil-Tuttlebox
FIN	-	-	-



*DIFFERENT COLOUR AND GRAPHIC DESIGN





HYDRO FOIL

105 and 120:
Very short, lively and exciting, they are the right tools to explore new boundaries of the sport - for higher winds, small sails and advanced riders. No limitations: Free your mind, be innovative, these shapes will take you there. Compared to the big boards, the compact boards with narrower outlines offer a more centred stance and very responsive fun feel!

135:
The shape that started it all is now renewed: all the latest foil shape features, like the very pronounced V and V-angled bevels in the nose area, make foiling easier and more accessible for everyone. The cut-outs are re-designed to pump the board instantly onto the foil and fly. The tail is wider and the straps further outboard for more control and power over the foil. This size is well-known for being all-round, almost universal, as it covers a very wide wind and range as well as it suits most rider weights and levels.

150: Originally designed for the first PWA foil races, today the 150 can be seen as most efficient and very fast lightwind foil board. It suits heavy weights and everybody who needs to use very big sails. Compared to the latest super-wide race developments, it can be pumped onto the foil with less effort and has more freeride appeal as it is way easier to sail – especially across the wind. The additional set of inboard straps aids control when flying over chop on deep downwind courses.

VOLUME	105 l
TECHNOLOGY	FWS
WEIGHT (+/- 6%)	7,5 kg
LENGTH x WIDTH	204 x 70 cm
BOX	Foil-Tuttlebox
FIN	-

FWS 105

FWS & ES 120
120 l
FWS + ES
FWS 8,1 kg ES 8,9 kg (+/- 8%)
209 x 78 cm
Foil-Tuttlebox
-

FWS & ES 120

FWS & ES 135
135 l
FWS + ES
FWS 8,7 kg ES 9,5 kg (+/- 8%)
214 x 85 cm
Foil-Tuttlebox
-

FWS & ES 135

FWS 150
150 l
FWS + ES
FWS 9,4 kg
214 x 91 cm
Foil-Tuttlebox
-

FWS 150





RACING: SPEED

Again and again the boards lead the GPS speed ranking lists – thanks to Hans, Vincent Valkeners and Jacques van der Hout. And this Benelux team now is reinforced by the German Andy Laufer.

There is nothing like the feeling of flying down a speed course totally maxed out and being right on the edge. This is what these boards are made for. They are designed and developed for those who have the guts to sheet-in – no matter what.

Rocket-like acceleration, super loose feel and almost unlimited top speed: This is what these boards are made for. Take the biggest sail you can possibly hold in stormy winds, sheet in and experience the feeling of flying down a speed course - totally maxed out and right on the edge. Hans Kreisel proved with the JP Speed 45 that these boards can handle and control speeds up to 100 km/h and more which imposes confidence when the fear level might take over. They are designed and developed for those who have the guts to constantly push their limit. The super fast 50 fits in every speed sailor's quiver and the 54 offers more power for light wind speed sailing.



PRO EDITION



SPEED RECORDS

HANS KREISEL NED-85

100,26 km/h – PEAK GPS

91,63 km/h – AVERAGE, FASTEST
GPS SESSION ALL TIME EUROPE

VINCENT VALKENAERS BEL-62

46,93 knots – WSSRS OPEN WATER
500 METER WORLD RECORD WINDSURF

42,22 knots – WSSRS NAUTICAL MILE
WORLD RECORD WINDSURF

VOLUME

TECHNOLOGY

WEIGHT (+/- 6%)

LENGTH x WIDTH

BOX

FIN

PRO 45

53 l

PRO

4,6 kg

228 x 45 cm

Tuttlebox

-

PRO 50

64 l

PRO

4,9 kg

228 x 50 cm

Tuttlebox

-

PRO 54

73 l

PRO

5,2 kg

231 x 54 cm

Tuttlebox

-

RACING:
SLALOM

Control and top speed – that’s what it is all about when you want to be on the podium. The 62, 71 and 85 are designed for blasting at PWA competition speed. Also, lighter riders remain in control even when fully overpowered enabling them to get up to top speed. The brand new 85 provides better planing in light conditions. And the smallest 55 has proven its qualities on speed slalom tracks like the Defi Wind.

Five core design elements guarantee the perfect set-up for PWA racing: DUAL TAIL OUTLINES – individually adjusted to each board size. The bottom outline features a new cut-out configuration reducing the wetted surface and creating multiple release points for low drag and high speed. The deck outline over the cut-outs is wider and due to the further outboard rear strap position the rider can load more power onto the fin for more control and speed.

TRANSFORMING VEE FLOW along the bottom – the Vee is strongly pronounced in front of the mast base, decreasing between the foot straps and opening again towards the tail. Thus, the board rides high and loose, ironing out all the chop. The transforming V results in a curvy rail line which makes gybing smoother and helps to exit the turn at full speed.

COMPACT CONCEPT – The parallel outline in the mid-section of the board maximises the planing surface at the mast base, lifting the boards onto the plane instantly.

THIN PROFILE – in the nose area reduces drag since this is the part which is affected most by the wind. This in combination with a sunken deck means we managed to keep the swing weight centred for great top end control.

DECK SHAPES are designed to produce maximum pressure and feel totally connected and in control. The concave deck reduces the swing weight and lowers the rig position for improved control.



PRO EDITION

	PRO 55	PRO 62	PRO 71	PRO 85
VOLUME	78 l	95 l	111 l	138 l
TECHNOLOGY	PRO	PRO	PRO	PRO
WEIGHT (+/- 6%)	5,3* kg	6,0* kg	6,6* kg	7,6* kg
LENGTH x WIDTH	233 x 55 cm	232 x 62 cm	228 x 71 cm	228 x 85 cm
BOX	Tuttlebox	Tuttlebox	Foil-Tuttlebox	Foil-Tuttlebox
FIN	-	-	-	-



SLALOM



*estimation



ANTOINE ALBEAU



FRA-192

WHERE ARE THE LIMITS FOR THIS SPORTSMAN?

Today, A2 is one of the most successful windsurfers ever and his name stands tall besides the other two legends of this sport – Robby Naish and Bjorn Dunkerbeck.

But Antoine still keeps going and going, wins event after event and breaks record after record. Impressive! Not only his performance on the water but his passion for the sport and his attitude.

FUNSTER SPORT

They combine the stability a beginner needs with the sportiness an advanced rider wants. Contrary to wide body beginner boards like the Funsters, these Funster Sports feature rather narrow and long hulls. As soon as you master the basics of windsurfing, they lift up to a glide in light winds instantly offering that ‘Funboard feeling’. They are designed for a big range of use: Play, learn, cruise, glide and have fun in a huge variety of conditions. Once planing they feel fast, agile and alive. They work great as beginner boards and shine with their enormous range of use, progressively unleashing their sporty potential the better you get! True all-round daggerboard funboards.

FUNSTER

They provide superior stability and easy handling which the beginner needs! After only a few hours everybody will be sailing back and forth. Yet, they are more than pure beginner boards because they can get you to the planing barrier of a large freeride board. Consequently they are excellent beginner and family boards, also offering potential to the advanced rider. The new designs feature a more parallel outline and a new bottom shape concept which starts with a flat Vee to a Vee with concaves towards the nose. The new 170 unites the advantages of the previous 160 and 180 and has a very wide range of use. It works as a beginner board for most riders from kids, to lightweights to sporty medium weights. It is still short to turn easily – an important feature the lighter riders and the lighter the wind. The new 200 is the perfect beginner board as it is very wide and stable. It is a bit longer which provides better tracking - an advantage for heavier beginners. The 240 is clearly longer than its brothers providing superior directional stability. Due to the enormous width over the whole length and its fuller rails, the high volume makes it super stable - even for the heaviest newcomer.



FUNSTER
SPORT



	FUNSTER SPORT EVA 145	FUNSTER SPORT EVA 165	FUNSTER SPORT EVA 195
VOLUME	145 l	165 l	195 l
TECHNOLOGY	EVA	EVA	EVA
WEIGHT (+/- 10%)	11,7 kg	12,5 kg	14,1 kg
LENGTH x WIDTH	270 x 70 cm	275 x 75 cm	280 x 82,5 cm
BOX	Powerbox	Powerbox	Powerbox
FIN	Ride 38 + Daggerboard	Ride 38 + Daggerboard	Ride 38 + Daggerboard

	FUNSTER EVA 170	FUNSTER EVA 200	FUNSTER EVA 240
	170 l	200 l	240 l
	EVA	EVA	EVA
	13,2 kg	14,8 kg	16,7 kg
	260 x 90 cm	270 x 95 cm	280 x 100 cm
	Powerbox	Powerbox	Powerbox
	Fun 34 + Daggerboard	Fun 34 + Daggerboard	Fun 34 + Daggerboard

WINDSURFING & PADDLING

Windsurfing and standup paddling: This board is an ideal family toy which works equally well in both sports as a pure beginner board as well as fun board for the advanced. It's big fun and can get you on the water at any time – for fun, adventure or for a workout – or all together.

Plenty of length and volume offer extra stability. It comes with a fully retractable dagger board, which provides stability and makes it effortless to sail upwind. While it works great for flat-water paddling or a first windsurf session on flat water, it can also be used in small waves – for both sports.

- DETAILS:**
- » Full EVA deck with microdot structure for good grip and comfort
 - » No footstraps: a board for strapless sailing.
 - » Retractable dagger board for stability and easy upwind sailing

VOLUME	189 l
TECHNOLOGY	EVA
WEIGHT (+/- 10%)	12,9* kg
LENGTH x WIDTH	328 x 81 cm
BOX	US
FIN	Stand Up 9.0" + Daggerboard

*estimation



WINDSURF SUP

KIDS & STARTER RIG

This new rig is a mix of the two previous JP sail designs and features a new batten configuration: The numbers of battens and their position is adjusted to each sail size and to the range of use. The smaller sails come with only one full batten to keep the weight low and catch light winds easily and deliver power smoothly. The bigger the sail the more battens. The biggest ones come with four full and two short battens for a more stable profile and also have a moderately loose leech allows the sail to perform also when the wind picks up a bit.

The Vision rig still is efficient and durable with a full-Dacron® cloth with PVC window which is light, strong, UV resistant and very durable for everyday use. Thus, it qualifies for the toughest test - the use in windsurfing centres! The soft sail material provides great feedback for beginners and is very forgiving at the same time. Kids can easily hold the reduced diameter boom and the 2-colour grip helps to differentiate between port and starboard tack.

The set contains a sail, a reduced diameter boom with uphaul, a 2-piece mast and mast foot and this whole rig comes in a neat bag for easy storage and transport.

- DETAILS:
- » Full Dracon® sail with pvc window
 - » Reduced diameter boom
 - » Blind-stitched foot area
 - » Reinforced clew
 - » Light fix-top



SET COMPONENTS:
Dacron sail with PVC window, Mast, Boom, Uphaul, Zero-Extension, Bag

	Vision 1.0	Vision 1.5	Vision 2.0	Vision 2.5	Vision 3.5
MAST	Alloy 190	Alloy 220	Alloy 250	Epoxy 280	Epoxy 340
BOOM	90	107	125	140	150-200 adjustable
TOP	fix	fix	fix	fix	fix
BATTENS	1	1	1	2	2

	Vision 4.5	Vision 5.5
MAST	Epoxy 385	Epoxy 415
BOOM	150-200 adjustable	150-200 adjustable
TOP	fix	fix
BATTENS	3	4



MAGIC RIDE

Responding to the feedback from our customers, this new model is a bit smaller than its predecessor and therefore also suits the demands of the lighter youngsters. Nevertheless, it is still wide enough with sufficient volume to provide good stability for uphauling and learning for all youngsters. They will advance quickly and learn to sail back and forth happily in no time. The board responds quickly to rig steering already in light winds and is very easy to tack and gybe. Once the young rider is more experienced, the board will progress together with them. The combination of a relatively small rig paired with the rider's light weight will accelerate this board easily on to the plane. And once planing, foot steering will require less effort than in the past and initiating turns will become much easier. Designed to meet the needs of the new generation, it features a reduced stance width and a shorter distance between footstrap plugs for narrower feet. With a variety of footstrap options every youngster will find their own individual correct footstrap position no matter what size, weight and sailing level. It works for anyone up to around 50 kilos.

AIR

Awesome handling advantages: It can be rolled up and fits into the backpack it comes with – no need for a car and roof rack for transport and no big garage for storage. For paddling you could even take it in the backpack to the beach with your bike. It is also considerably lighter than any hardboard of this size. The high tech drop stitch technology makes it so stiff that you will easily get it gliding but the surface itself is so soft that you won't hurt yourself when falling on it. Instead of a daggerboard the additional centre fin provides directional stability to reduce side drift and helps to go upwind. Being longer than the normal Young Gun also helps to go upwind due to its longer waterline length. This board offers so much fun and is a great kids' toy. The new Welded Seam Technology increases the durability. The heat welded connection creates a very strong mechanical joint that literally fuses two parts into one and thus is superior to the standard chemical gluing. This welding process of amalgamating two different layers into one makes the board safer, lighter and stiffer.



	MAGIC RIDE 122	YG AIR 212
VOLUME	122 l	212 l
TECHNOLOGY	ES	Inflatable
WEIGHT	8,9* kg	7,7** kg
LENGTH x WIDTH	240 x 72 cm	270 x 80 cm
BOX	2x Powerbox	2x U.S. box
FIN	FreestyleWave 27 + Fun 34	9.0" & 10.0"

*estimation (+/- 10%) | ** (+/- 8%)



	VOLUME	TECHNOLOGY	LENGTH	WIDTH	WEIGHT	BOX	FIN	SAILS	RANGE OF USE					
	liters		cm	cm	kg				Wave	Freestyle	Easy & Comfort	Freeride	Performance	Foil
ULTIMATE WAVE PRO 2499,00 €	69	PRO	220	53,0	PRO 5,7 kg	3x Slot Box+ 2x Mini Tuttle Box	2x MultiWave 13.0 RTM + 2x SideWave 10 RTM	<5.0	●●●●●	●●●●●	●●●●●	●●●●●	●●●●●	●●●●●
	75	PRO	220	55,0	PRO 5,9 kg	3x Slot Box+ 2x Mini Tuttle Box	2x MultiWave 13.5 RTM + 2x SideWave 10 RTM	<5.4	●●●●●	●●●●●	●●●●●	●●●●●	●●●●●	●●●●●
	83	PRO	226	56,5	PRO 6,1 kg	3x Slot Box+ 2x Mini Tuttle Box	2x MultiWave 14.5 RTM + 2x SideWave 10 RTM	4.0 – 5.8	●●●●●	●●●●●	●●●●●	●●●●●	●●●●●	●●●●●
	88	PRO	227	58,0	PRO 6,3 kg	3x Slot Box+ 2x Mini Tuttle Box	2x MultiWave 14.5 RTM + 2x SideWave 10 RTM	4.2 – 6.0	●●●●●	●●●●●	●●●●●	●●●●●	●●●●●	●●●●●
	94	PRO	228	60,0	PRO 6,4 kg	3x Slot Box+ 2x Mini Tuttle Box	2x MultiWave 15.5 RTM + 2x SideWave 10 RTM	>4.7	●●●●●	●●●●●	●●●●●	●●●●●	●●●●●	●●●●●
	102	PRO	229	62,0	PRO 6,6 kg	3x Slot Box+ 2x Mini Tuttle Box	2x MultiWave 16.5 RTM + 2x SideWave 10 RTM	>5.0	●●●●●	●●●●●	●●●●●	●●●●●	●●●●●	●●●●●
WAVE SLATE PRO 2499,00 €	79	PRO	215	55	PRO 6,0 kg	3x Slot Box+ 2x Mini Tuttle Box	1x Wave 18 RTM + 2x SideWave 10 RTM	<5.5	●●●●●	●●●●●	●●●●●	●●●●●	●●●●●	●●●●●
	87	PRO	219	57	PRO 6,3 kg	3x Slot Box+ 2x Mini Tuttle Box	1x Wave 19 RTM + 2x SideWave 10 RTM	4.0 – 6.2	●●●●●	●●●●●	●●●●●	●●●●●	●●●●●	●●●●●
	96	PRO	219	59	PRO 6,5 kg	3x Slot Box+ 2x Mini Tuttle Box	1x Wave 20 RTM + 2x SideWave 10 RTM	4.4 – 6.4	●●●●●	●●●●●	●●●●●	●●●●●	●●●●●	●●●●●
FREESTYLE WAVE PRO 2499,00 € FWS 2099,00 €	79	PRO	225	57	PRO 5,8 kg	Powerbox + 2x Mini Tuttle Box	(PRO) 1x Freestyle Wave 21 G10 + 2x SideWave 10 RTM	<6.2	●●●●●	●●●●●	●●●●●	●●●●●	●●●●●	●●●●●
	86	PRO, FWS	229	59	PRO 6,1 kg FWS 6,3 kg	Powerbox + 2x Mini Tuttle Box	(PRO) 1x Freestyle Wave 23 G10 + 2x SideWave 10 RTM (FWS) Freestyle Wave 25	4.0 – 6.5	●●●●●	●●●●●	●●●●●	●●●●●	●●●●●	●●●●●
	94	PRO, FWS	230	61	PRO 6,5 kg FWS 6,7 kg	Powerbox + 2x Mini Tuttle Box	(PRO) 1x Freestyle Wave 25 G10 + 2x SideWave 10 RTM (FWS) Freestyle Wave 27	4.5 – 6.7	●●●●●	●●●●●	●●●●●	●●●●●	●●●●●	●●●●●
	103	PRO, FWS	230	63	PRO 6,7 kg FWS 6,9 kg	Powerbox + 2x Mini Tuttle Box	(PRO) 1x Freestyle Wave 27 G10 + 2x SideWave 10 RTM (FWS) Freestyle Wave 29	4.7 – 6.9	●●●●●	●●●●●	●●●●●	●●●●●	●●●●●	●●●●●
	113	PRO, FWS	231	65	PRO 7,3 kg FWS 7,5 kg	Powerbox + 2x Mini Tuttle Box	(PRO) 1x Freestyle Wave 29 G10 + 2x SideWave 10 RTM (FWS) Freestyle Wave 31	5.0 – 7.2	●●●●●	●●●●●	●●●●●	●●●●●	●●●●●	●●●●●
FREESTYLE PRO 2499,00 €	85	PRO	220	60,5	PRO 6,1 kg	Foil-Powerbox	Freestyle 17 G10	<5.4	●●●●●	●●●●●	●●●●●	●●●●●	●●●●●	●●●●●
	92	PRO	220	62,0	PRO 6,3 kg	Foil-Powerbox	Freestyle 18 G10	<5.8	●●●●●	●●●●●	●●●●●	●●●●●	●●●●●	●●●●●
	101	PRO	220	64,0	PRO 6,6 kg	Foil-Powerbox	Freestyle 19.5 G10	4.0 – 5.8	●●●●●	●●●●●	●●●●●	●●●●●	●●●●●	●●●●●
	105	PRO	221	65,0	PRO 6,7 kg	Foil-Powerbox	Freestyle 21.5 G10	4.8 – 6.5	●●●●●	●●●●●	●●●●●	●●●●●	●●●●●	●●●●●
MAGIC RIDE PRO 2249,00 € FWS 1949,00 € ES 1499,00 € FAMILY 1499,00 €	99	PRO, FWS	239	66	PRO 6,4 kg FWS 6,6 kg	Foil-Powerbox (PRO) Powerbox	(PRO) Ride 32 G10 (FWS & ES) Ride 32	4.0 – 7.0	●●●●●	●●●●●	●●●●●	●●●●●	●●●●●	●●●●●
	109	PRO, FWS, ES	241	70	PRO 7,1 kg FWS 7,3 kg ES 8,3 kg	Foil-Powerbox (PRO) Powerbox	(PRO) Ride 36 G10 (FWS & ES) Ride 36	4.7 – 7.5	●●●●●	●●●●●	●●●●●	●●●●●	●●●●●	●●●●●
	119	PRO, FWS, ES	241	74	PRO 7,5 kg FWS 7,8 kg ES 8,6 kg	Foil-Powerbox (PRO) Powerbox	(PRO) Ride 38 G10 (FWS & ES) Ride 38	5.0 – 8.0	●●●●●	●●●●●	●●●●●	●●●●●	●●●●●	●●●●●
	129	PRO, FWS, ES	244	77	PRO 7,7 kg FWS 8,1 kg ES 9,1 kg	Foil-Powerbox (PRO) Powerbox	(PRO) Ride 40 G10 (FWS & ES) Ride 40 FAM Fun 34 + Ride 44	5.5 – 8.5	●●●●●	●●●●●	●●●●●	●●●●●	●●●●●	●●●●●
	139	PRO, FWS, ES	249	80	PRO 8,1 kg FWS 8,5 kg ES 9,5 kg FAM 10,0 kg	Foil-Powerbox (PRO) Powerbox	(PRO) Ride 44 G10 (FWS & ES) Ride 44 FAM Fun 34 + Ride 48	5.7 – 9.0	●●●●●	●●●●●	●●●●●	●●●●●	●●●●●	●●●●●
	149	PRO, FWS, ES, FAMILY	251	83	PRO 8,3 kg FWS 8,8 kg ES 9,8 kg FAM 10,4 kg	Foil-Powerbox (PRO) Powerbox	(PRO) Ride 48 G10 (FWS & ES) Ride 48	>6.0	●●●●●	●●●●●	●●●●●	●●●●●	●●●●●	●●●●●
SUPER RIDE GOLD 2899,00 € PRO 2299,00 € FWS 1999,00 € ES 1549,00 €	159	FWS, ES	255	83,5	FWS 9,6 kg ES 10,7 kg	Powerbox	(ES) Ride 52	>6.2	●●●●●	●●●●●	●●●●●	●●●●●	●●●●●	●●●●●
	92	PRO, FWS	232	58	PRO 6,1* kg FWS 6,4* kg	Foil-Tuttle Box	(GOLD & PRO) Ride 32 G10 (FWS & ES) Ride 32	4.0 – 6.7	●●●●●	●●●●●	●●●●●	●●●●●	●●●●●	●●●●●
	102	PRO, FWS	232	63	PRO 6,7* kg FWS 7,0* kg	Foil-Tuttle Box	(GOLD & PRO) Ride 34 G10 (FWS & ES) Ride 34	4.7 – 7.2	●●●●●	●●●●●	●●●●●	●●●●●	●●●●●	●●●●●
	116	GOLD, PRO, FWS, ES	234	68	GOLD 6,5* kg PRO 7,2* kg FWS 7,5* kg ES 8,3* kg	Foil-Tuttle Box	(GOLD & PRO) Ride 38 G10 (FWS & ES) Ride 38	5.2 – 8.0	●●●●●	●●●●●	●●●●●	●●●●●	●●●●●	●●●●●
	124	GOLD, PRO, FWS, ES	235	70,5	GOLD 6,7* kg PRO 7,5* kg FWS 7,8* kg ES 8,7* kg	Foil-Tuttle Box	(GOLD & PRO) Ride 40 G10 (FWS & ES) Ride 40	5.4 – 8.5	●●●●●	●●●●●	●●●●●	●●●●●	●●●●●	●●●●●
	132	GOLD, PRO, FWS, ES	235	73	GOLD 7,0* kg PRO 7,6* kg FWS 7,9* kg ES 8,9* kg	Foil-Tuttle Box	(GOLD & PRO) Ride 42 G10 (FWS & ES) Ride 42	5.5 – 8.8	●●●●●	●●●●●	●●●●●	●●●●●	●●●●●	●●●●●
SUPER SPORT GOLD 2899,00 € PRO 2299,00 €	146	PRO, FWS	240	78	PRO 8,3* kg FWS 8,8* kg	Foil-Tuttle Box	(GOLD & PRO) Ride 46 G10 (FWS & ES) Ride 46	>6.0	●●●●●	●●●●●	●●●●●	●●●●●	●●●●●	●●●●●
	111	PRO	234	70	PRO 6,9 kg	Foil-Tuttle Box	Slalom 40 G10	5.0 – 8.2	●●●●●	●●●●●	●●●●●	●●●●●	●●●●●	●●●●●
	122	GOLD, PRO	234	76	GOLD 6,9 kg PRO 7,5 kg	Foil-Tuttle Box	Slalom 44 G10	6.2 – 9.0	●●●●●	●●●●●	●●●●●	●●●●●	●●●●●	●●●●●
PRO 2299,00 €	133	PRO	234	82	PRO 7,9 kg	Foil-Tuttle Box	Slalom 48 G10	>6.7	●●●●●	●●●●●	●●●●●	●●●●●	●●●●●	●●●●●
	SUPER LIGHTWIND GOLD 3199,00 € PRO 2399,00 € FWS 2149,00 €	165	GOLD, PRO, FWS	235	92	GOLD 8,6 kg PRO 9,0 kg FWS 9,5 kg	Foil-Tuttle Box	Super Lightwind 56 Carbon	>7.0	●●●●●	●●●●●	●●●●●	●●●●●	●●●●●
FREEFOIL PRO 2199,00 € ES 1599,00 €	115	PRO, ES	204	70	PRO t.b.a. ES t.b.a.	2 long track boxes & Foil-TB	–		●●●●●	●●●●●	●●●●●	●●●●●	●●●●●	●●●●●
	130	PRO, ES	207	77	PRO t.b.a. ES t.b.a.	2 long track boxes & Foil-TB	–		●●●●●	●●●●●	●●●●●	●●●●●	●●●●●	●●●●●
HYDROFOIL PRO ab 2349,00 € FWS ab 1949,00 € ES ab 1549,00 € SL 2899,00 € CR 2999,00 €	105	PRO, FWS	204	70	PRO 6,7 kg FWS 7,5 kg	Foil-Tuttle Box	–	<6.0	●●●●●	●●●●●	●●●●●	●●●●●	●●●●●	●●●●●
	120	PRO, FWS, ES	209	78	PRO 7,3 kg FWS 8,1 kg ES 8,9 kg	Foil-Tuttle Box	–	<6.7	●●●●●	●●●●●	●●●●●	●●●●●	●●●●●	●●●●●
	135	PRO, FWS, ES	214	85	PRO 7,9 kg FWS 8,7 kg ES 9,5 kg	Foil-Tuttle Box	–	4.5 – 8.6	●●●●●	●●●●●	●●●●●	●●●●●	●●●●●	●●●●●
	150	PRO, FWS	214	91	PRO 8,4 kg FWS 9,4 kg	Foil-Tuttle Box	–	5.0 – 9.6	●●●●●	●●●●●	●●●●●	●●●●●	●●●●●	●●●●●
	176	PRO	215	91	t.b.a.	Foil-Tuttle Box	–	>7.0	●●●●●	●●●●●	●●●●●	●●●●●	●●●●●	●●●●●
CR 2999,00 €	230	PRO	215	100	t.b.a.	Foil-Tuttle Box	–	>7.5	●●●●●	●●●●●	●●●●●	●●●●●	●●●●●	●●●●●
	SPEED PRO 2249,00 €	53	PRO	228	45	PRO 4,6 kg	Tuttle Box	–	<6.2	●●●●●	●●●●●	●●●●●	●●●●●	●●●●●
64		GOLD, PRO	228	50	PRO 4,9 kg	Tuttle Box	–	<7.0	●●●●●	●●●●●	●●●●●	●●●●●	●●●●●	●●●●●
73		PRO	231	54	PRO 5,2 kg	Tuttle Box	–	<7.2	●●●●●	●●●●●	●●●●●	●●●●●	●●●●●	●●●●●
78		PRO	233	55	5,3* kg	Tuttle Box	–	<7.0	●●●●●	●●●●●	●●●●●	●●●●●	●●●●●	●●●●●
95		PRO	232	62	6,0* kg	Tuttle Box	–	<7.8	●●●●●	●●●●●	●●●●●	●●●●●	●●●●●	●●●●●
SLALOM PRO ab 2399,00 €	111	PRO	228	71	6,6* kg	Foil-Tuttle Box	–	7.0 – 8.6	●●●●●	●●●●●	●●●●●	●●●●●	●●●●●	●●●●●
	138	PRO	228	85	7,6* kg	Foil-Tuttle Box	–	>8.6	●●●●●	●●●●●	●●●●●	●●●●●	●●●●●	●●●●●
	FUNSTER SPORT EVA 1549,00 €	145	EVA	270	70,0	11,7* kg	Powerbox	Ride 38 + Daggerboard	<10.0	●●●●●	●●●●●	●●●●●	●●●●●	●●●●●
165		EVA	275	75,0	12,5* kg	Powerbox	Ride 38 + Daggerboard	<10.0	●●●●●	●●●●●	●●●●●	●●●●●	●●●●●	●●●●●
195		EVA	280	82,5	14,1 kg	Powerbox	Ride 38 + Daggerboard	<10.0	●●●●●	●●●●●	●●●●●	●●●●●	●●●●●	●●●●●
170		EVA	260	90	13,2 kg	Powerbox	Ride 34 + Daggerboard	<10.0	●●●●●	●●●●●	●●●●●	●●●●●	●●●●●	●●●●●



SPECIAL THANKS TO:

Main photographer - Jérôme Houyvet
Photographers - Fish Bowl Diaries,
Dieter Van der Eyken, Israel Jose Carlos Gil Contreras
Conception & Graphic Design - Tamara Haake
Boardgraphics - Chris Rosenberger
Product images - Felixform
Pacific Helicopter Tours, Inc.
WS centre: bonifacio-windsurf.com
Subject to alteration



*For more information
please check our website:*

JP-AUSTRALIA.COM